




- time and distance

**A. Find how far each animal travels in the given time.**

1.

*I travel 120 m in one hour.*



a. in 2 h:

\_\_\_\_\_

b. in 4 h:

\_\_\_\_\_

2.

*I travel 600 m in one minute.*




a. in 3 min: \_\_\_\_\_

b. in 5 min: \_\_\_\_\_

3.

*I travel 15 cm in one second.*



a. in 10 s: \_\_\_\_\_

b. in 20 s: \_\_\_\_\_

**B. Answer the questions about the animals in (A).**

- Who travels 900 cm in one minute? \_\_\_\_\_
- Who travels 36 km in one hour? \_\_\_\_\_
- How long does it take the fish to travel 90 cm? \_\_\_\_\_
- How long does it take the turtle to travel 600 m? \_\_\_\_\_
- How long does it take the squirrel to travel 6 km? \_\_\_\_\_



**C. Complete the chart to show how far the car travels. Then answer the questions.**

1. The car travels 60 km in 1 h.

Time (h)	Distance (km)
1	60
2	
3	
4	
5	

2. Distance travelled

a. in 6 h: \_\_\_\_\_

b. in 8 h: \_\_\_\_\_

3. Time taken to travel

a. 420 km: \_\_\_\_\_

b. 540 km: \_\_\_\_\_

**D. Look at the graph and answer the questions.**

1. How far does the train travel

a. in 1 h? \_\_\_\_\_

b. in 7 h? \_\_\_\_\_

c. in 8 h? \_\_\_\_\_

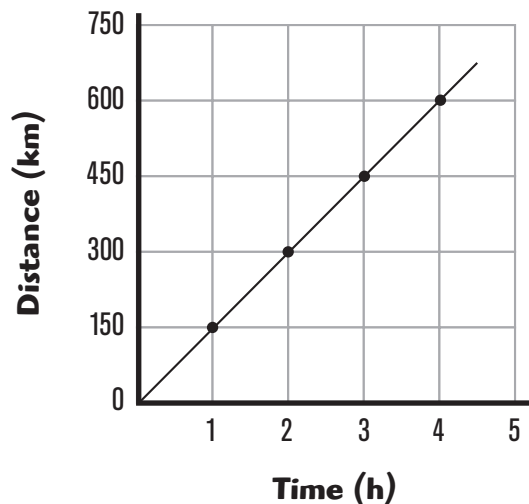
2. How long does it take the train to travel

a. 750 km? \_\_\_\_\_

b. 1500 km? \_\_\_\_\_

c. 900 km? \_\_\_\_\_

**Distance a Train Travels**






- time and distance

**A. Find how far each animal travels in the given time.**

1.

*I travel 120 m in one hour.*



a. in 2 h:

240 m

b. in 4 h:

480 m

2.

*I travel 600 m in one minute.*




a. in 3 min: 1800 m

b. in 5 min: 3000 m

3.

*I travel 15 cm in one second.*



a. in 10 s: 150 cm

b. in 20 s: 300 cm

**B. Answer the questions about the animals in (A).**

- Who travels 900 cm in one minute? fish
- Who travels 36 km in one hour? squirrel
- How long does it take the fish to travel 90 cm? 6 seconds
- How long does it take the turtle to travel 600 m? 5 hours
- How long does it take the squirrel to travel 6 km? 10 minutes

**C. Complete the chart to show how far the car travels. Then answer the questions.**

1. The car travels 60 km in 1 h.

Time (h)	Distance (km)
1	60
2	120
3	180
4	240
5	300

2. Distance travelled

a. in 6 h: 360 km

b. in 8 h: 480 km

3. Time taken to travel

a. 420 km: 7 h

b. 540 km: 9 h

**D. Look at the graph and answer the questions.**

1. How far does the train travel

a. in 1 h? 150 km

b. in 7 h? 1050 km

c. in 8 h? 1200 km

2. How long does it take the train to travel

a. 750 km? 5 h

b. 1500 km? 10 h

c. 900 km? 6 h

**Distance a Train Travels**

