

Contents

Section I:

Grammar

1	The Sentence: Subject and Object	6 – 11
2	Singular and Plural Nouns	12 – 17
3	Common and Proper Nouns	18 – 23
4	Object Pronouns	24 – 29
5	Adjectives	30 – 35
6	Verbs	36 – 41
7	Prepositions of Place and Time	42 – 47
8	Joining Words	48 – 53
9	Spelling Patterns	54 – 59
10	Sentences and Punctuation	60 – 65

Section II:

Oral Communication

11	Listening Comprehension Strategies	68 – 73
12	Presentation Strategies	74 – 79

Section III:

Reading

13	Literary Texts: Fairy Tales and Couplet Poems	82 – 87
14	Graphic Texts: Maps and Picture Dictionaries	88 – 93

15	Informational Texts: “How to” Books and Electronic Texts	94 – 99
16	Elements of Style	100 – 105
17	Reading Strategies	106 – 111

Section IV: **Writing**

18	Forming Ideas	114 – 119
19	Organizing Ideas	120 – 125
20	Form and Style	126 – 131
21	Revising and Proofreading	132 – 137
22	A Writing Activity	138 – 143

Section V: **Media Literacy**

23	Topic, Purpose, and Audience	146 – 151
24	Conventions and Techniques	152 – 157
25	Interpreting Messages	158 – 163
26	Responding to Media Texts	164 – 169
27	Creating a Media Text	170 – 175

Answers	177 – 192
---------	-----------

The Sentence: Subject and Object

Sentences

A sentence is a group of words that tells a complete idea, opinion, or thought about someone or something. A sentence begins with a capital letter and ends with a punctuation mark (. ! ?).

e.g. a complete idea

Angie likes to go to the beach.

↑
capital letter

↑
period

Subject

A subject is the main point of the sentence. It tells whom or what the sentence is about.

e.g.

The birds fly together.

subject

The subject is usually found at the beginning of a sentence. It is often a noun and the words that modify it.

A sentence often has an action word (verb) to show what the subject is doing. In this example, “fly” is the action word.



Keep in Mind



Object

An object is the person or thing that receives the action of the verb in a sentence. It comes right after the verb. It is often a noun and all the words that modify it.

e.g.



The bear eats honey .
 subject verb object

Bears love all kinds of honey .
 subject verb object

Checklist -

Telling Sentences with a Subject and an Object:

subject

verb

object

(.) period

- ✓ capital letter at the beginning of the sentence
- ✓ a subject
- ✓ a verb
- ✓ an object
- ✓ a period at the end of the sentence

capital letter period
The boy rides his bike!
 subject verb object

Sentence

- tells a complete idea, opinion, or thought
- begins with a capital letter
- ends with a punctuation mark

Subject

- tells whom or what the sentence is about
- often a noun and all its modifying words

Object

- receives the action of the verb
- comes right after the verb
- can be a noun and all its modifying words



I

A. Check ✓ the complete sentences.

Remember, a sentence is a complete thought or idea.



1. I am sick.
2. As Hunter said.
3. There are 500 lights but.
4. Andy has three teddy bears.
5. April is my favourite month.
6. I read the storybook all the time.
7. The horse drinks from the trough.
8. The girl wears a long dress that touches the ground and.

B. Circle the subject and underline the object in each sentence.



A subject is a noun and all the words that modify it. It tells whom or what the sentence is about. "Isabelle" is the subject of this sentence.



Isabelle walks her dog.

In this example, "her dog" is the object.



1. Phil loves tennis.
2. Craig cleans his room.
3. The pirate steers the ship.
4. John cooks spaghetti for dinner.
5. The librarian paints the bookshelf.
6. The movie entertains the audience.
7. The caterpillar becomes a butterfly.
8. Katie sees a blue jay land on a tree branch.
9. A lioness protects the lion cubs from danger.
10. The fairies defeat the big, evil monster.

An object is a noun and all the words that modify it. It comes after a verb.









C. Fill in the blanks with the correct subjects and objects to complete the story.

William and the Unicorn

Subject
William
they
his hand
a unicorn
he

Remember to use capital letters where needed.

Object
the sound
the water
a waterfall
a dance


One day,  1. _____ enters the forest. It is a magic forest. 2. _____ hears the water trickle. William follows  3. _____. He sees  4. _____. He touches  5. _____. Instantly,  6. _____ freezes into a giant icicle. William begins to cry.  7. _____ hears him. It comes out to help William. It does  8. _____. Then it touches William's hand, which turns back to normal. Eventually,  9. _____ find a road that leads William back home and they say goodbye to each other.

D. Put the words in order to form telling sentences.

Look at the sentence checklist on page 7 to make sure that you include everything.



1.



a / goal / Aaron / scores

2.




Miranda / ingredients / mixes / the

3.



Nolan / fish / feeds / his

4.



measures / a / ruler / the / length

5.



whistles / Howard / catchy / a / tune

6.



Oliver / the / canoe / paddles / red
