

**Mathematics**

<b>1</b>	Sorting and Logical Reasoning	6
<b>2</b>	Numbers 1 to 10	16
<b>3</b>	Counting and Comparing Numbers from 1 to 10	28
<b>4</b>	Numbers 1 to 20	40
<b>5</b>	Addition and Subtraction	48
<b>6</b>	Shapes	64
<b>7</b>	Solids	72
<b>8</b>	Patterns	80
<b>9</b>	Time and Money	88

---

**English**

<b>1</b>	The Alphabet (Capital Letters)	98
<b>2</b>	The Alphabet (Lowercase Letters)	110
<b>3</b>	Alphabetical Order	122
<b>4</b>	Phonics – Vowels	130
<b>5</b>	Phonics – Consonants	138
<b>6</b>	Basic Words (1)	146
<b>7</b>	Basic Words (2)	154
<b>8</b>	Nouns	162
<b>9</b>	Action Words and Adjectives	170
<b>10</b>	Reading, Writing, and More	178

## Social Studies

<b>1</b>	My Family and Me	190
<b>2</b>	My Health and Safety	198
<b>3</b>	My Community	206
<b>4</b>	Being Respectful	214
<b>5</b>	Special Days in Canada	220

---

## Science

<b>1</b>	My Body	228
<b>2</b>	Healthful Diet	236
<b>3</b>	Animals and Plants	244
<b>4</b>	Things around Us	252
<b>5</b>	Exploring Earth and Space	258

---

## The Arts

<b>1</b>	Primary Colours	266
<b>2</b>	Special Animals	272
<b>3</b>	Creative Drawings	278
<b>4</b>	Creative Crafts	284


---

## Answers

Mathematics	294
English	308
Social Studies	320
Science	324
The Arts	328

Read about symmetry. Then trace and colour to make the butterfly symmetrical.


⑦



Something is symmetrical when it is the same on both sides.

This flower is symmetrical.

the same



E. Read about synonyms. Then colour the matching synonym.

1.




present

box

gift

2.



rabbit

bunny

carrot

**Synonyms** are words that have the same meaning.

e.g.

tasty  
yummy



3.



beautiful

dirty

pretty

4.



huge

big

good

D. Read about the health benefits of exercise. Follow the directions to complete the exercise. Then colour the happy faces.

## Health Benefits of Exercise

- Build stronger muscles and bones.
- Keep your lungs and heart healthy.
- Improve mental health and mood.
- Help keep your thinking skills sharp.
- And lots more!




Let's Exercise!

DONE!


push-up

5 times



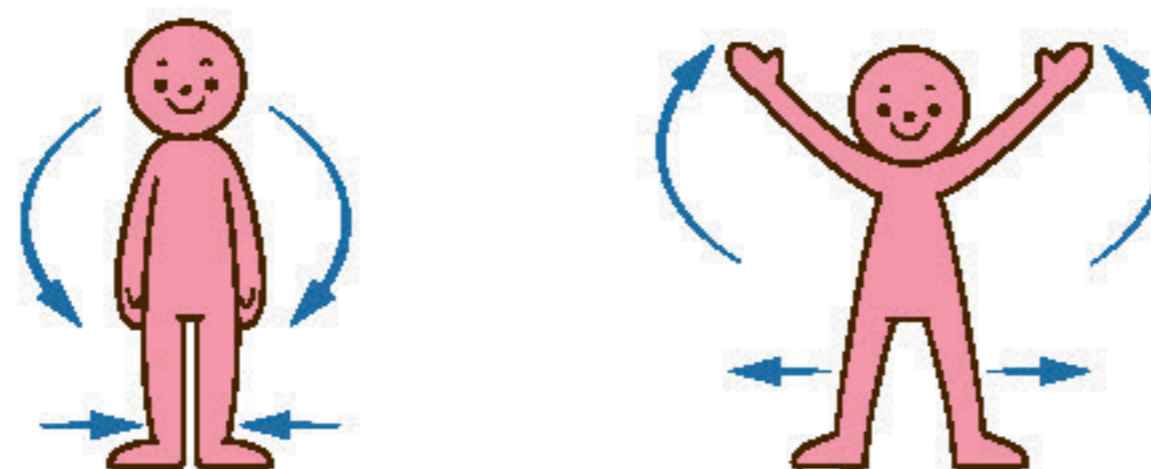
sit-up

5 times



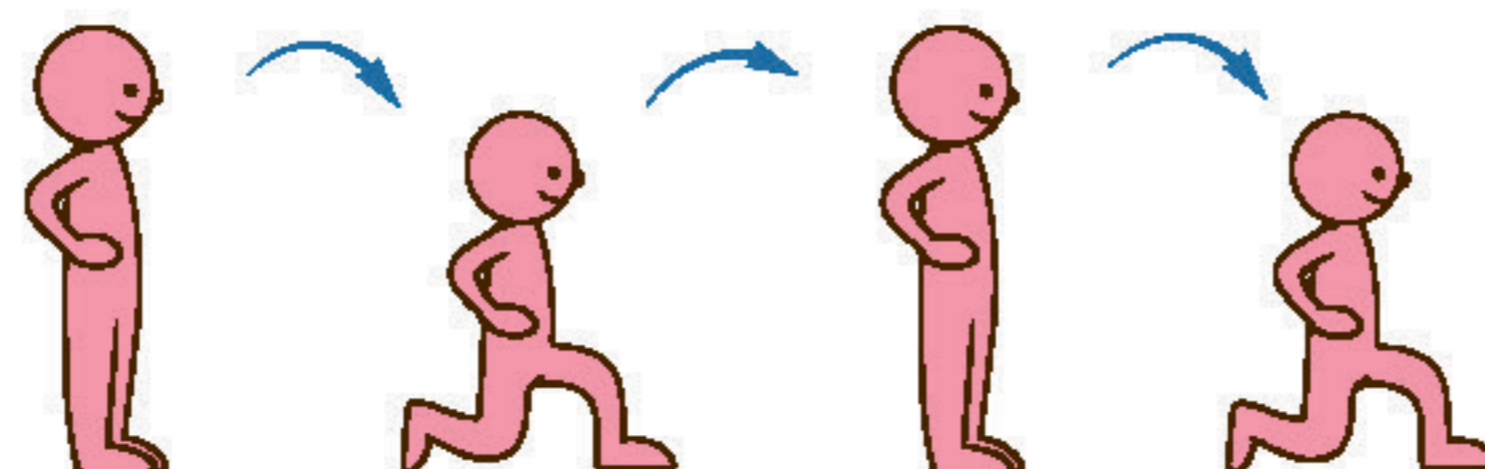
jumping jacks

10 times



lunge

10 times



**D. Read about habitats. Then draw lines to bring the living things to their habitats.**


A habitat is a natural place where a plant or an animal lives. Habitats, like our homes, provide living things with food, water, shelter, and a place to raise their young.

The activity consists of five living things at the top, each in a colored box with its name below it: a cactus (orange box), a bear (green box), a shark (blue box), a pine tree (orange box), and a deer (green box). Below these are three habitats, each in a house-shaped box: a desert (orange house), an ocean (blue house), and a forest (green house). A maze of lines connects the living things to the habitats. The correct connections are: cactus to desert, bear to forest, shark to ocean, pine tree to forest, and deer to forest.

## Special Animals


- Many animals have special patterns or colours on their bodies.
- The patterns and colours in nature are beautiful.

### A. Colour the zebra's stripes black.




All zebras have stripes. But did you know that a zebra's stripes are unique? No two zebras have the same pattern of stripes!

- D. Make a crown for each of your family members. Then take a picture of your royal family.



1. Fold a paper plate in half and cut along the dotted lines as shown.



2. Colour to decorate the underside of the plate. Use crayons, coloured pencils, or markers. Be creative!



3. Fold up the triangles to complete your crown.

## A Royal Family

