


MY 8-WEEK SUMMER SCHEDULE

Week 1

p. 7 – 26

Week 2

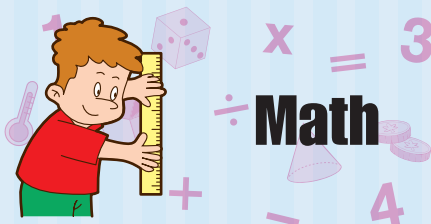
p. 27 – 46



English

- reading a poem
- ordinal numbers
- number words
- solving riddles


- completing a poem
- colouring a rainbow
- ordering pictures
- word search



Math

- counting
- subtraction
- writing time
- drawing clock hands

- identifying patterns
- ordering
- shapes
- measuring length



Science

- living and non-living things
- needs of flowers

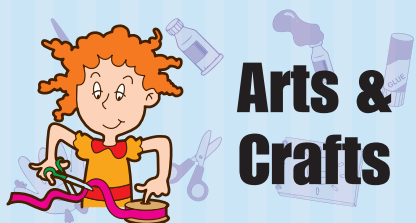
- life cycles of a plant and a frog
- four seasons
- colour change of maple leaves



Social Studies

- describing yourself, your family, and your friends

- change of roles and responsibilities
- roles and responsibilities at home and at school



Arts & Crafts

- Flower Family







- Butterfly Beauty



- Corn Mazes

- The Big Apple



Week 3 p. 47 – 66	Week 4 p. 67 – 86	Week 5 p. 87 – 106	Week 6 p. 107 – 126
<ul style="list-style-type: none"> • storytime • sorting animals • crossword puzzle 	<ul style="list-style-type: none"> • storytime • drawing pictures • decoding a message • completing a maze 	<ul style="list-style-type: none"> • finding specified words • crossword puzzle • opposite words • rhyming words 	<ul style="list-style-type: none"> • reading a letter • word search • reading, drawing, and colouring a summer scene • sorting items
<ul style="list-style-type: none"> • position words • counting • comparing • ordinal numbers 	<ul style="list-style-type: none"> • ordering • pictograph • counting 	<ul style="list-style-type: none"> • counting • pictograph • things with two equal parts • patterning 	<ul style="list-style-type: none"> • shapes and solids • patterning • things in pairs
<ul style="list-style-type: none"> • natural and human-made homes • animal homes 	<ul style="list-style-type: none"> • things that absorb water • float or sink • things that melt in the sun or dissolve in water 	<ul style="list-style-type: none"> • see-through objects • things that flow • choosing suitable materials for items 	<ul style="list-style-type: none"> • scales • stable structures • air
<ul style="list-style-type: none"> • showing respect in different situations 	<ul style="list-style-type: none"> • food allergy • healthful breakfast • healthful food groups 	<ul style="list-style-type: none"> • things in nature • treating nature correctly 	<ul style="list-style-type: none"> • community workers • things in a community • recycling materials
<ul style="list-style-type: none"> • Ladybug Fun 	<ul style="list-style-type: none"> • Halloween Lantern 	<ul style="list-style-type: none"> • Cute Santa 	<ul style="list-style-type: none"> • Bunny Puppet 
<ul style="list-style-type: none"> • The Beach 	<ul style="list-style-type: none"> • Santa's Village 	<ul style="list-style-type: none"> • The Strawberry Patch 	<ul style="list-style-type: none"> • The Zoo

Week

7

p. 127 – 146

Week

8

p. 147 – 166



- storytime
- word search
- spelling
- position words

- storytime
- crossword puzzle
- plural nouns
- extra words in sentences



- capacity of containers
- counting and adding
- counting and subtracting

- value of coins
- measuring with correct tools
- probability



- things that need electricity
- tools
- uses of items

- things that keep sheets of paper together
- uses of wheels
- communication tools



- maps
- places in a neighbourhood
- following directions

- things that community workers produce
- tools for community workers
- emergency workers



- Thanksgiving Turkey Place Keeper

- Leaf People



- The Park

- The Library

Health Tips



p. 167 – 175

Online Resources




p. 176

Answers



p. 177 – 192

Charts and Awards



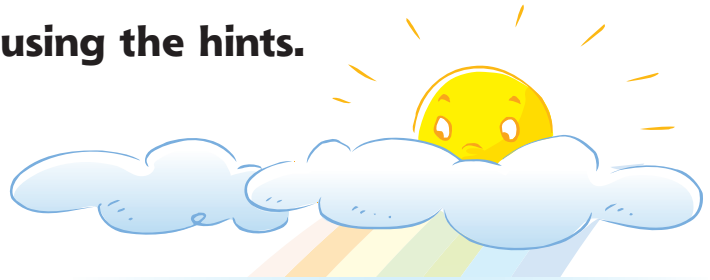
p. 193 – 200



POPULAR CANADA

A. Complete the poem using the hints.

Rainbow Magic



rain sun
clouds rainbow


It was a sunny day

when big  _____ got in the way.

The  _____ began to fall,

but the  _____ did not care at all.

It stayed out – the sky was blue.

Then a  _____ came shining through.

The colours were magic,

from what I could see.

Rain and sun shining,

how could it be?



Week

2



English

C. Count and write the number of shapes.

Week
2



Mathematics



Number of Shapes

△ : _____

□ : _____

○ : _____

□ : _____

Total

--


A. Write 1, 2, 3, and 4 to put the pictures in order to show the life cycle of a plant.

The Life Cycle of a Plant




Week
2



Science



C. Check ✓ if the people treat nature appropriately.



Week

5



Social Studies