

Contents

Section I

Overview	5
1. Comparing Heights and Lengths	6
2. Comparing Sizes	8
3. Comparing Positions	12
4. Comparing Shapes and Weights	16
5. Matching and Arranging Objects	20
Midway Review	24
6. Sorting Objects (1)	28
7. Sorting Objects (2)	32
8. Ordering Objects (1)	36
9. Ordering Objects (2)	38
Final Review	42

Section II

Overview	47
1. Addition and Subtraction of 1	48
2. Addition Facts to 6	52
3. Subtraction Facts to 6	56
4. Addition and Subtraction of 0	60
5. Addition and Subtraction Facts to 6	64
6. Addition Facts to 10	68
7. Subtraction Facts to 10	72
8. Addition and Subtraction Facts to 10	76
Midway Review	80
9. Addition Facts to 15	84
10. Subtraction Facts to 15	88
11. Addition and Subtraction Facts to 15	92
12. Addition Facts to 20	96
13. Subtraction Facts to 20	100
14. Addition and Subtraction Facts to 20	104
15. More Addition and Subtraction	108
16. Addition and Subtraction with Money	112
Final Review	116

Section III

Overview	121
Review	122
1. Numbers 1-20	126
2. Sequencing	130

3.	Addition	134
4.	Subtraction	138
5.	Measurement I	142
6.	Patterns	146
7.	2-D Figures	150
	Progress Test	154
8.	Numbers to 100	158
9.	Addition and Subtraction	162
10.	Measurement II	166
11.	3-D Figures	170
12.	Money	174
13.	Graphs	178
14.	Probability	182
	Final Test	186

Section IV

	Overview	193
1.	Numbers 1 to 10	194
2.	Addition and Subtraction to 10	196
3.	Addition and Subtraction to 20	200
4.	Shapes	204
5.	Solid Column Graphs	208
	Midway Review	212
6.	Numbers 20 to 100	216
7.	Addition and Subtraction to 50	220
8.	Addition and Subtraction to 100	224
9.	Money	228
10.	Measurement	232
11.	Pictographs	234
12.	Probability	238
	Final Review	240

Parents' Guide	245
-----------------------------	-----

Answers	249
----------------------	-----

Review



Quick Tip





Numbers in words:

1	2	3	4	5	6	7	8	9	10
one	two	three	four	five	six	seven	eight	nine	ten


Some words telling the order of things:

1st	2nd	3rd	4th	5th	6th	7th	8th	9th	10th
first	second	third	fourth	fifth	sixth	seventh	eighth	ninth	tenth

Count and write the numbers in the boxes. Then write the numbers in words.

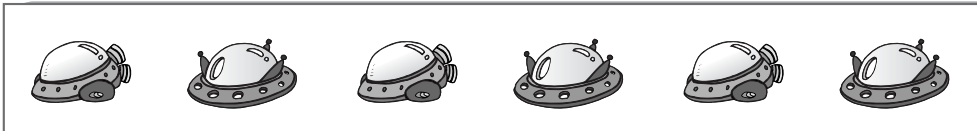
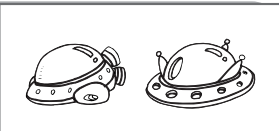


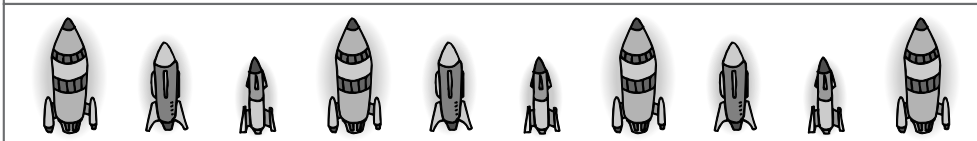

①		□ _____
②		□ _____
③		□ _____
④		□ _____

Look at the aliens and fill in the blanks.

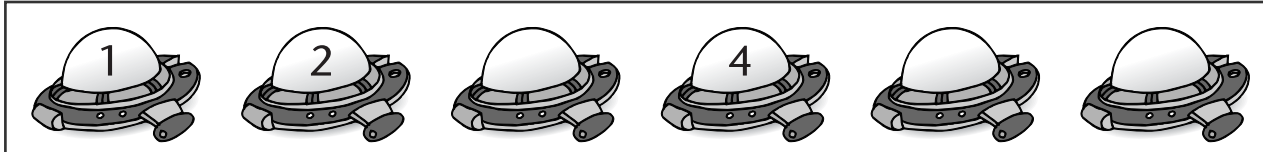
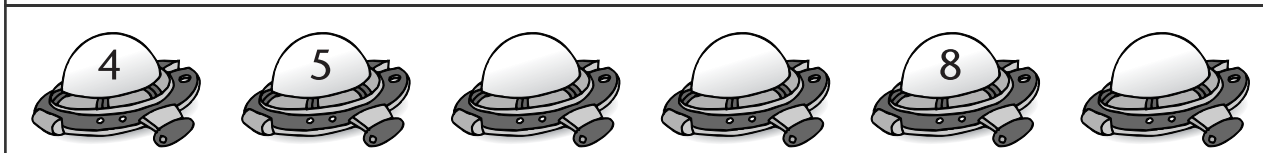
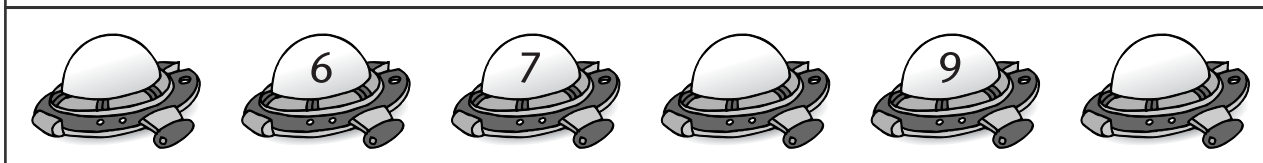


- ⑤ _____ is the 3rd and _____ is the 7th on the line.
- ⑥ Lucy is the _____ and George is the _____ on the line.
- ⑦ There are _____ aliens on the line.


What comes next? Colour the correct picture for each group.


⑧		
⑨		
⑩		


Fill in the missing numbers in each group.


⑪	
⑫	
⑬	


Circle the correct words.




⑭ Sam the alien is **inside / outside** the .

⑮ Sam the alien is **behind / in front of** the .







⑯ Sam the alien is **above / below** the .





⑰ Sam the alien is wearing a  **on / in** its head.

Review





Sam the alien is visiting a farm. Help him find the objects that match the words. Colour the correct ones.

<p>18 Big</p> 	<p>19 More</p> 	<p>20 Tall</p> 
<p>21 Thick</p> 	<p>22 Heavy</p> 	<p>23 Long</p> 

Help Sam the alien put the pictures in order. Write the letters.

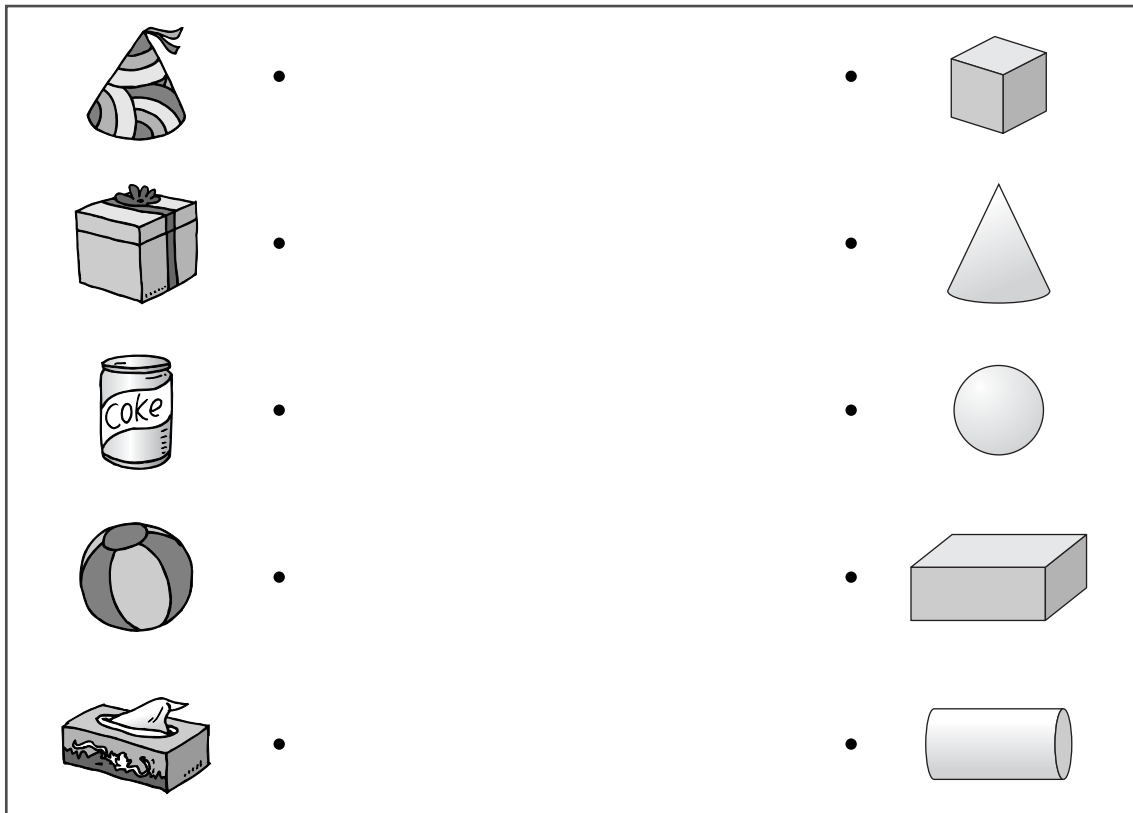
<p>24 From narrow to wide</p>  <p>_____ , _____ , _____</p>	<p>25 From empty to full</p>  <p>_____ , _____ , _____</p>
--	--

Sort the objects in each group. Cross out X the one that does not belong.

<p>26</p> 	<p>27</p> 
<p>28</p> 	<p>29</p> 

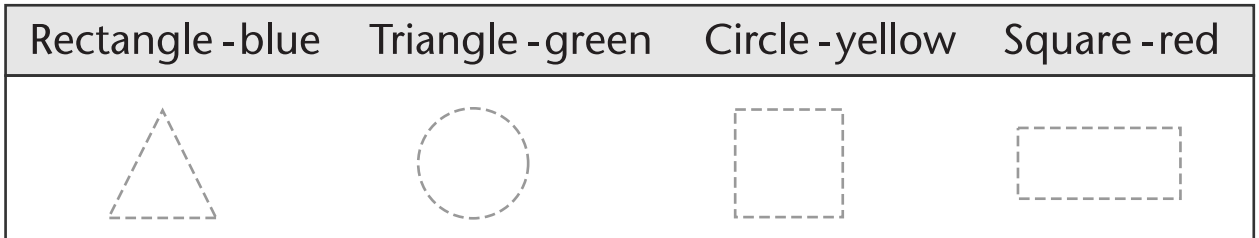
Join the matching solids with lines for Sam.

30



Help Sam the alien trace and colour the shapes. Then colour the shapes in the picture with the same colours used for colouring the shapes in 31.

31



32

