



C O N T E N T S

GRADE 1


1.	Comparing, Ordering, and Sequencing	2
2.	Numbers 1 to 20	6
3.	Addition.....	10
4.	Subtraction	14
5.	Numbers to 100	18
6.	More about Addition and Subtraction.....	22
7.	Money	26
	Midway Test	30
8.	Measurement	36
9.	Shapes.....	42
10.	Solids	46
11.	Directions	50
12.	Time	54
13.	Patterning	58
14.	Graphs and Probability	62
	Final Test	66
	Answers	73

Count and write the numbers.


Hello. My name is Jill. Can you help me count the cards?




①



②



③



④



Write the numbers in words.


⑤












Count and write the numbers.

⑥



To count more easily, circle every 10 items first.




Count On

Small → Large
e.g. 1, 2, 3, 4, 5...


Count Back

Large → Small
e.g. 20, 19, 18, 17...


⑦



Decide whether the question is a "count-on" or "count-back" problem first. Then write the numbers.



⑧



Write the missing numbers.

⑩ 3 4 6

⑪ 9 10 13

⑫ 10 9 7

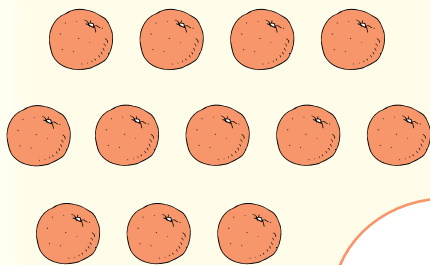
⑬ 15 17 19

⑭ 13 16 17

⑮ 16 15 13

⑯ 11 9 7

⑨



Look at each pair of bubbles. Colour the smaller number.

17

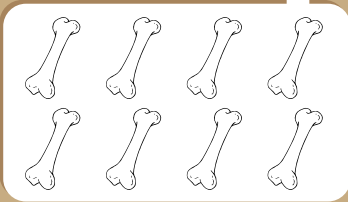
11 8 9 4 5 13
12 6 7 15
16 3 10 12

Count and colour the bones.

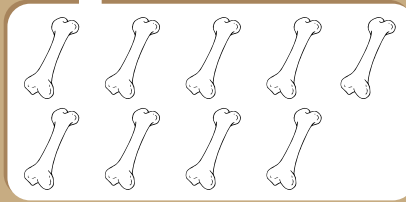
Colour the even numbers red and the odd numbers yellow.



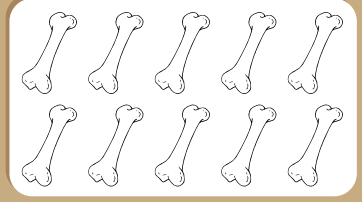
18



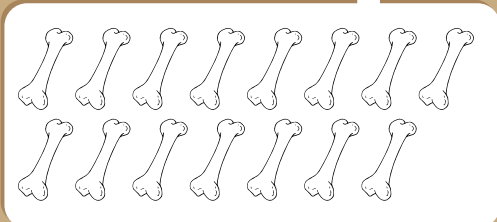
19



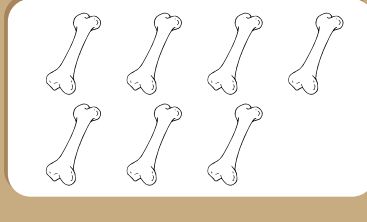
20



21



22

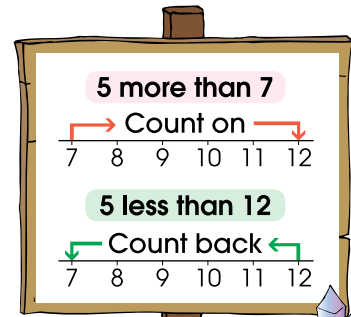


> same number of dots
6 is an even number.
 > not the same
5 is an odd number.


Read what the children say. Colour their gifts.



The number of my gift is 1 more than 9. Colour it yellow.



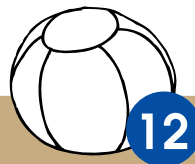



The number of my gift is 2 more than 11. Colour it green.



The number of my gift is 1 less than 17. Colour it red.

23



A C T I V I T Y

Colour the lily pads with odd numbers to help Little Frog cross the river.

